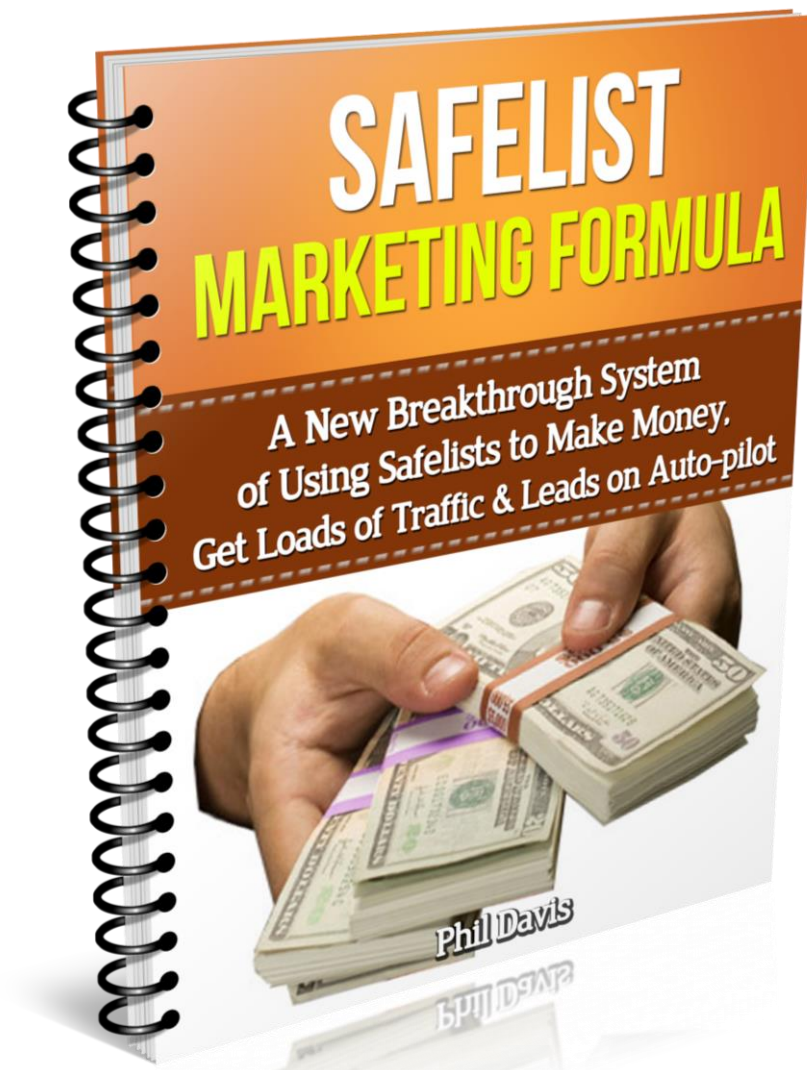


Safelist Marketing Formula

**The Insider's Secret Guide To Getting More Traffic,
Leads & Profits By Using SafeLists Effectively**



By Phil Davis
www.BestTrafficMethods.com

LEGAL DISCLAIMER:

The contents of this manual reflect the author's views acquired through his experience on the topic under discussion (Safelist Marketing). The author or publisher disclaims any personal loss or liability caused by the utilization of any information presented herein.

The author is not engaged in rendering any legal or professional advice. The services of a professional person are recommended if legal advice or assistance is needed.

While the sources mentioned herein are assumed to be reliable at the time of writing, the author and publisher, or their affiliates, are not responsible for their activities. From time to time, sources may terminate or move and prices may change without notice.

Sources can only be confirmed reliable at the time of original publication of this manual. (Some of the links in this ebook are affiliate products of which the author receives a commission. But rest assured that the author only recommends legitimate products that the author has personally used and have gotten results with.)

This manual is a guide only and, as such, should be considered solely for basic information. Earnings or profits derived from participating in the following program are entirely generated by the ambitions, motivation, desires and abilities of the individual reader.

This report makes no warranties or guarantees, express or implied, as to the results provided by the strategies, techniques, and advice presented in this report. The publishers of this report expressly disclaim any liability arising from any strategies, techniques, and advice presented in this report.

No part of this manual may be altered, copied, or distributed, without prior written permission of the author or publisher. All product names, logos, and trademarks are the property of their respective owners who have not necessarily endorsed, sponsored, or approved this publication.

Text and images available over the internet and used in this manual may be subject to intellectual rights and may not be copied from this manual. Violators will be prosecuted to the fullest extent of the law.

Table of Contents

Introduction	4
Change Your Thoughts	7
Making The Best Use Of Your Time	9
1-2-3, A-B-C, Safelist Basics	11
Best Safelists To Use For Profit	12
Essential Tools of Every Successful Safelist User	13
The Best Way To Get Those Much Needed Credits	15
Killer Ad Writing Tactics To Ensure That Your Emails Get Opened	18
The Right Content To Put In Your Emails	21
The Best Days & Times To Send Your Messages	23
Overlooked & Forgotten Safelist Traffic Source	24
Making Money From Safelist Marketing	26
Automation Software Programs	28
Conclusion	29

Introduction

Congratulations! You have made the right decision to get serious about learning the correct methods of using safelists to successfully generate traffic and build your online business. In a world of information overload and misinformation, I am confident that this ebook will give you a clear understanding of how effective Safelist Marketing works.


Some internet marketers will tell you that safelist marketing is useless and a waste of time, effort and money. They will also say that safelists are made up of a bunch of “freebie seekers” who never buy anything. I disagree because personally I have joined lists and bought from other marketers through their safelist advertising.

A Bit About Me

I started my online journey in January 2006 as a complete newbie, but after the right coaching I created [my first website](#) from scratch and had it up and running by June 2006. I used paid and free methods to drive traffic.

I was so excited when I got my first Clickbank check that I had to photocopy it 😊. The was only in the amount of \$137.97. It was not much but it made me believe that money can be made online because I had done it. Within a year of starting my online business, checks were coming in from other affiliate companies on a monthly basis. Companies such as ClickBank, Google, and different CPA Networks were sending me checks in amounts of \$900+ and more every week. Today I have become even better at this internet marketing thing and thus even bigger checks are rolling in. However, my first check has always been a prized possession 😊

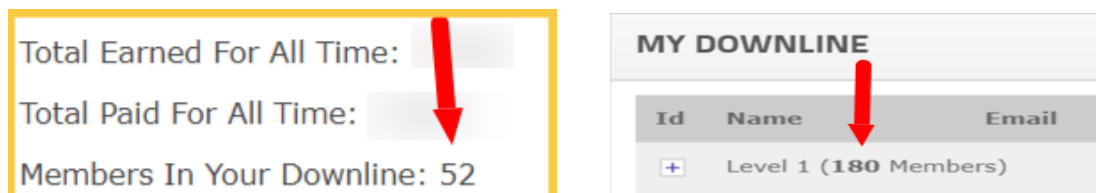
My first check from ClickBank:



I have been at it for quite some time and I want you to know that **MAKING MONEY ONLINE IS POSSIBLE**. Today **I make \$500 - \$700+ per day online**. I'm not where I want to be as yet; however, each day is a step towards achieving my goal of at least \$2000+ per day consistently, **EVERY DAY!**

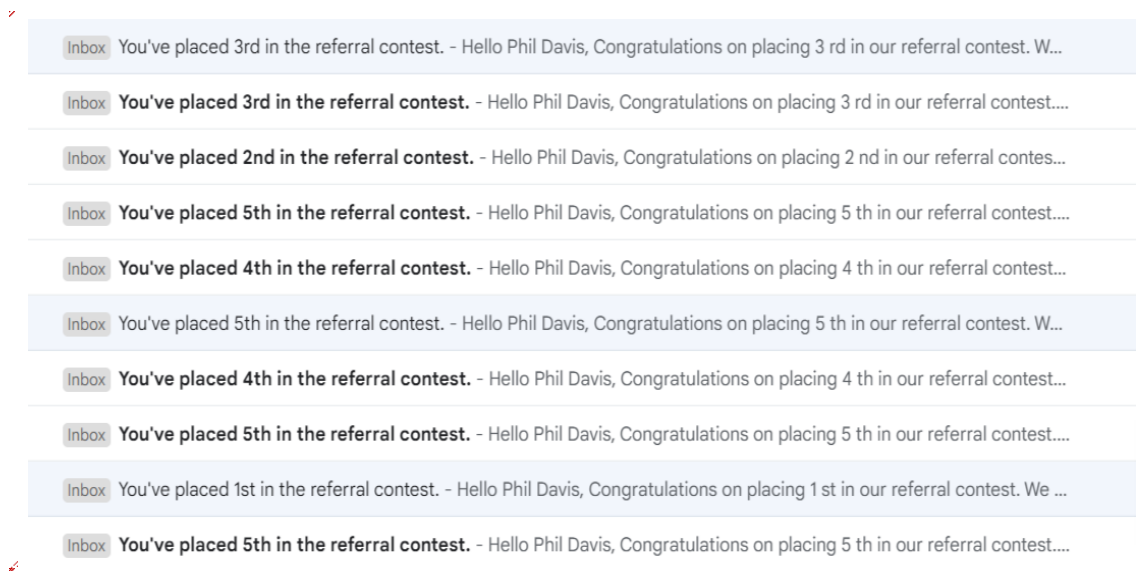
A lot of the money you make online will be as a result of building an email list and then automatically and strategically promoting products to your list of subscribers. To build a list you need a page to collect emails from persons interested in receiving an irresistible offer from you.

However, what you need most is loads of **TRAFFIC** to your opt-in page. This traffic could be from free methods or paid methods of traffic. **I use both free and paid methods in my marketing to get results.**



One of the **FREE** methods I use is safelist marketing. Safelists do work but you must know how to work them. Over the years I have learned ways to effectively use safelists to grow my list. As a result, you will not be getting theory or guesswork. I will be showing you the strategies I use to get the most benefits from of safelists.

The two images above show downlines in only 2 of many safelists I am a member of, the image below shows that I have won numerous safelist referral contests.



Safelist Marketing takes patience but it works! It takes a lot of hard work, dedication and persistence to grow your list and make money from safelist traffic. I have proven that once you learn to correctly use safelists, they are one of the most responsive forms of FREE advertising. **BUT YOU MUST KNOW WHAT YOU ARE DOING AND HOW YOU ARE DOING IT.**

This type of marketing is nothing new and has been around since the late 1990's. I have been involved in Safelist marketing from I officially started online in 2006 and I have seen the industry grow from a handful of Safelist networks to the hundreds of networks today.

I will be sharing the exact strategies and principles that I have used and continue to use to create waves of free traffic online, grow my list, and ultimately increase my online income.

Personally, I have added hundreds of subscribers to my list using safelists. I'm confident that you too will be able to create your success online, if you follow the training and more importantly if you **TAKE ACTION.**

It is important that you understand and start applying the strategies and tips that I share with you. If you purchased this report looking for a piece of "Magic Traffic Button Software" or "Make Loads of Cash Overnight Deal" you just wasted your money. **THEY DO NOT EXIST!**

Wishing you success on your Safelist Marketing journey,

Phil Davis
www.BestTrafficMethods.com

Chapter 1 - Change Your Thoughts

I know exactly what it is like to struggle in this industry. And over 95% of internet marketers are continuing to struggle and will never make a profit online or any money at all because of following the wrong training and more importantly the wrong mindset.

My goal is to help serious and motivated internet marketers who would like to increase their traffic, grow their list, build their business and ultimately increase the amount of money they make online. I have been learning from the best of the best in internet marketing and I believe in sharing the “secrets” that made me successful.

After reading this ebook, you'll never look at safelists the same way again! You'll be ahead of the pack, fast! This is your golden opportunity to get access to my 'insider secrets and tactics to becoming massively successful at using safelists for profits!

Successful Safelist Marketing - It All Starts Here:

I want to let you know that one of the most important things you will need when starting a work at home business is that you must have a positive mindset or know how to develop one. I know this seems a bit off the topic of "safelists" and "traffic building" but this is something you do not want to overlook. I don't want to preach to you or tell you how to run your life but **this is very IMPORTANT**.

You see getting leads, growing your list and making money online is not easy, you will not make money overnight. I need you to accept that fact. There will be days when starting out that you may not make any money after spending hours at the computer, there will be days when you may lose money if you are not careful. There will be moments when you feel like this is too much to learn and you may start to doubt yourself. There will be some extremely discouraging days, that you will want to give up.

When all this happens what will you do?

I had days when I wondered what's the point of trying to make money online, I'm spending hours at this, week after week, month after month and not making any profit, why bother. But I kept at it, believed that it can be done, and I did it.

The **Safelist Marketing Formula** ebook focusses primarily on using safelist marketing to build an email list and then you can use that list to explode the signups and sales in your primary business opportunity.

“Don’t wish it was easier, wish you were better. Don’t wish for less problems, wish for more skills. Don’t wish for less challenges, wish for more wisdom.” ~ Jim Rohn

First Things First

So, before I even get into anything else I want you to first look at: **What are your beliefs? What are your goals? What are you willing to do to accomplish them?**

Please don't stop reading or delete this ebook to the trash-bin and get upset that I'm not giving you some high-tech safelist training strategies right away to explode your traffic stats and start making money.

I want you to know that this is a major step to success at anything including making money online: You must set goals, have a positive mindset (believe in yourself, believe you can succeed), and then day by day TAKE ACTION to get there.

- Decide what it is that you want. (Do you want to make an extra \$500+ monthly or grow your list by 100 subscribers per month using free traffic from safelists).
- Next, what are you willing to give or to do to get what you want. Be honest!
- How much of your time, your money and effort are you willing to invest?
- What are you willing to give up today so you can have what you want tomorrow?

Here are 5 things you MUST do to acquire & strengthen your power of belief:

1. Think success, don't think failure or defeat. When facing a challenging or difficult situation, think, "I will win, I will get over this", not "I'll probably lose". Always think "I will succeed and I will never ever give up!"
2. Remind yourself that you are better than you think you are. A lot of people underestimate themselves and overestimate others, thus making themselves feel less than who they truly are. No one is greater than you, they just may have found the keys to success before you did. Successful people are just ordinary folks who have developed belief in themselves and what they do.
3. Surround yourself with positive, successful people, mastermind groups and training material that will encourage and inspire you to grow your business. Limit your exposure to negative people & things that just drain you of your energy and diminish your vision.
4. Think BIG. Aim high! Even if you fall short of your major goals, your chances are still good. The size of your success is determined by the size of your belief. Think small and get small results, think BIG and get BIG results. When I first started using safelists I set goals of getting at least 50 leads to my list per day, though I didn't get 50 I still managed to get around 25 leads per day all from free safelist traffic.
5. Take action every day, the more you do, the more confident you will become at getting desired results.

Chapter 2 - Making The Best Use Of Your Time

Safelists like any form of FREE advertising will demand a lot of your time. As a result, it is important that you make full use of your time through proper time management strategies.

In this chapter I will show you a few of my time management tips to help you get the most out of your day, not just as it relates to safelists but your overall online and life success. Again, I am not telling you how to run your life but just giving you proven guidelines that even successful millionaires are using.

Here are the Top 10 Powerful Ways To Get The Most Out Of Your Day:

1. **Set Goals** – The reality is that clearly defined goals will help you become more successful. What is it that you want to accomplish? Why do you want it? What are you willing to give to get it?
2. **Have organized plans of action** - Take your goals, write them down in a step-by-step action plan and execute them daily. Example: **The goal:** “Within 30 days I have added 150 subscribers to my list all from free safelist traffic.” **The action plan:** Each day I spend at least an hour using safelists/viewing emails to earn credits. With the credits I earn I send out my emails regularly to get at least 5 subscribers on my list per day.
3. **To Do List** – Every day you must work from a “to do list”. Make a list of everything you need to do in your online business, plan your day the night before, giving priority to your most important tasks. Always ask yourself, “What is the most valuable use of my time right now?” & “What impact will the accomplishment of this task have on my business or my future?” Give priority to your most significant tasks, do them FIRST.
4. **Concentration** – Stay focused on completing one task at a time. Let's say today you planned to set up your [lead-capture page](#) before you start advertising in the safelists, do not move on to anything else until you have done everything to set up your lead capture page. Do one thing at a time until it is done!
5. **Procrastination** – DO IT NOW! Whenever you feel the urge to put something off tell yourself: “DO IT NOW!” The more you put something off and say you will do it later the easier it will become to continue to say you will deal with it later; but the thing is “later” never comes.

Don't wait for conditions to be perfect because they never will be. Every day will come with its own challenges and obstacles, deal with them as they arise rather than waiting for the perfect day. Quit finding excuses not to get started and start looking for all the reasons you should get started and then DO IT NOW!

6. **Interruptions** – Don't be a slave to the telephone and social networks like Facebook. Get on and get off as quick as possible. Do not log into social network sites while you are using safelists or doing anything pertaining to your business, they are too much of a distraction and interruption. If you must, only use them when you have free time, when your more important tasks are completed.

7. **Use Transition Time** - Every minute counts. The most successful people are always taking in new information and keeping current with their profession. Use every opportunity to learn something. I don't have a live-in personal chef yet and so I take pleasure in cooking my own food, but while I'm cooking or driving around the island, I'm listening to a self-development audiobook to keep motivated and learning new skills for greater success.

8. **Associates** - Lots of people are time wasters, they have no goals, they have no priorities, they have no plans of becoming successful and they think you are the same, they think that because their time isn't worth anything your time isn't worth anything also. There is no neutral point in life, either you are winning or losing at life, either people are building you up or they are breaking you down, advancing you or keeping you stagnant and ultimately destroying you.

Some people you cannot simply avoid, but try to limit the amount of time you are around them and the effect they have on you.

9. **Learn to say NO** – In time management this is one of the most important words. You cannot please everyone, so do not spread yourself too thin; it will only cause you to not be able to do the critical things that you must do. Say no to activities, tasks, responsibilities and obligations that do not contribute to your main goals that you have set for yourself.

10. **Balance** – The purpose of managing your time and getting more hours per day is to enhance and improve the overall quality of your life (health, peace of mind and your relationships, your emotional and spiritual development). Don't lose sight of the reason why you work so hard, so take time to spend with yourself and the people who are usually the reason we all work so hard.

----- <<<◇>>> -----

Okay I will not take up any more of your time about time management, on to the next chapter. 😊

Chapter 3 – The Basics of Safelist Mailers

My guess is that you know what a safelist is, why else would you have purchased this ebook if you had no clue. Therefore, I will not bore you with a history lesson.

For those who are already familiar with the basics you can skip this chapter and move onto the next. For those who may want a refresher or are safelists newbies let me give you the quick basics that you need to know.

Safelist is the 'safe' permission to send your email ads to an authorized 'list' of people who have consented to receive your emails.

Credit Based Safelists - This type of safelist is simply a membership site that allows members to send email ads to each other and receive credits when they click on the link in the email that goes to the sender's website. In essence each time you open and read an email ad you receive credits. You can then use the credits you earned to send emails to other members to view your ad. As you can see this produces GUARANTEED TRAFFIC to your website.

This guide is primarily about using Credit Based Safelists. Stick with this type and you will have meaningful results too. [State Of The Art Mailer](#) is one of my favorites.

Safelists are about sending and receiving emails to earn credits. The more safelist membership sites you join the more emails you can expect to receive. Therefore, whatever you do, DO NOT USE YOUR MAIN / PRIMARY EMAIL ADDRESS FOR SAFELISTS. Instead use a free email service like [GMail.com](#) that is "safelist friendly". Most of the better safelist companies only accept Gmail email addresses.

To join a safelist site, you will need two separate email addresses:

One is called the **Contact Address** - This is the email address that you will receive information and emails directly from the safelist owner or administration or solo ads purchased by members. The credits from the Contact address are usually worth more than those from the List Address.

The other is called the **List Address** - This is where the majority of the safelist emails goes, it consists of the email ads from other members.

Okay, go to [Gmail.com](#) and create two email accounts, one for Contact Address, the other for your List Address. You can get names like: *MyContact101@gmail.com* and *MyList101@gmail.com* or something easy to remember.

Those are the basics of safelist mailers.

Chapter 4 - Best Safelists To Use For Profit

I am going to give you the Top Ten Safelists that I have been using to get positive results in my list building and online income.

I'm sure you want the best return from the investment of your time, effort and money (should you decide to upgrade in any of the safelists). It makes no sense joining a lot of safelists and not seeing any positive results in your traffic stats or list, or your sales.

At the beginning you do not need to join more than 10 safelists. Be consistent with the 10 safelists and you will get results, do not give up too quickly. As a starting point I have listed my Top 10 Safelists below that I am getting some good results with. I am always testing and analyzing the results that I get from safelist traffic, so please make sure to check your email monthly for updates from me about any changes to this list.

My Top 10 Safelist Mailers that I strongly recommend and use:

1. [Adchiever](#)
2. [State of The Art Mailer](#)
3. [List Joe](#)
4. [Mailsy](#)
5. [Free Advertising For You](#)
6. [Traffic Buildr](#)
7. [Bweeble](#)
8. [European Safelist](#)
9. [Ad Solution Line](#)
10. [Mister Safelist](#)

I have only given you 10 safelists to join, but you should consider joining at least 20. To get a list of more safelists that are working for members please check out [ListHoopla](#) and [Affiliate Funnel](#) for other possible recommendations.

Sometimes what works for one offer will not work for another offer, so I have only given you ten safelists, so you can add about 10 more on your own from List Hoopla & Affiliate Funnel to see what results you will get. I encourage you to do your own testing.

Since 2002, ListHoopla have published what has become one of the most respected and most referenced testing report on safelists and other free traffic sites. Their Safelist Report is 100% Independent Statistical Testing — no voting, no buddy system.

Affiliate Funnel allow members to vote for their preferred safelist, as a result the results can be considered to be more of a buddy system. Both [List Hoopla](#) and [Affiliate Funnel](#) are free to join.

Chapter 5 – Essential Tools of Every Successful Safelist User

There are some tools and resources that are optional when using safelists but the following tools and resources are a MUST-HAVE of every successful safelist user:

#1. Viral Mailer Payday (VMPD)

Earn Credits 3500% Faster! Clicking to earn credits to mail your ads can be time consuming. [Viral Mailer Pay Day](#) makes the process much easier and faster. The Easy Credit Earner tool allows you to earn safelist mailer credits in a very fast, easy and organized way.

Viral Mailer Payday is the fastest way to collect safelist credits. You will spend less time opening emails, finding and clicking links because Viral Mailer Payday will automate it for you.



If you are serious about maximizing the potential of safelists, it is absolutely essential that you use Viral Mailer Payday. This tool is truly remarkable! So go ahead and create a FREE account and get started. [Click here to create a FREE VMPD Account](#)

#2. Traffic Zipper

Send Your Emails in Multiple Safelists Simultaneously! [Traffic Zipper](#) is going to save you hours upon hours of work every single week! All name tags will be correctly formatted for you and all messages will be sent at once with the click of a button!

You can also monitor your mailing status and times for your next mailing in each safelist. Traffic Zipper will quickly and easily check the number of credits you have available at each safelist site. Traffic Zipper perfectly organizes your safelist marketing.



The primary goal of Traffic Zipper is to save you an unreal amount of time, all while sending your traffic results through the roof. TrafficZipper will put your safelist mailing on AUTO-PILOT! [Click here to create a free Traffic Zipper account.](#)

#3. Leads Leap

Use A High Converting Marketing System. As a safelist user, you should NEVER promote your business opportunity or affiliate link directly in a safelist. It is more beneficial to use a 'lead-capture-page' also known as a 'squeeze page' to build a "list of subscribers". [Leads Leap](#) gives you access to FREE page builder to create stunning squeeze pages.

Once you have a page to capture leads, you need to follow up with the leads by sending them emails about your biz-op or affiliate offer. It is my experience that promoting offers related to getting more traffic, leads or signups work best in converting into sales when using safelists.

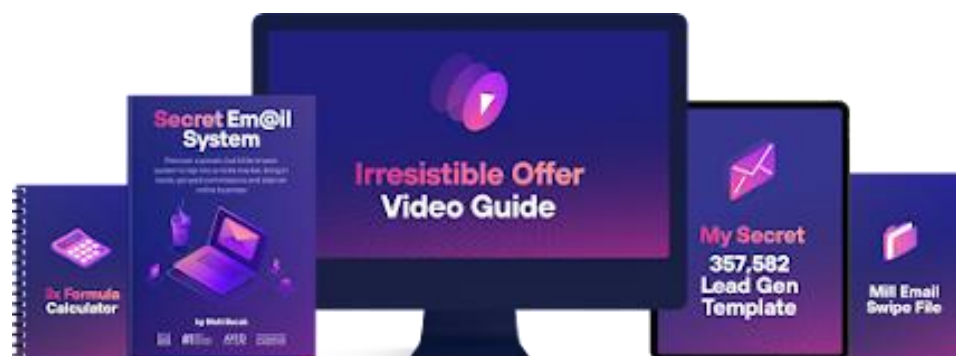
This entire process can be automated using what is called an "autoresponder". Leads Leap offers a FREE robust marketing system inclusive of autoresponder, lead-capture page creator, landing page creator with hosting, link tracker and so much more. Like I said it is completely free; however, if you want even more features you can upgrade.

The Leads Leap Marketing System is truly remarkable when you consider that similar systems are sold at \$297+ monthly. [Click Here to Get A FREE Leads Leap Account](#)

#4. Secret Email System

The Money Is in The List! As I indicated you should never directly promote a business opportunity or any offer in a safelist. You need to build a list. People will buy from someone they know, like and trust.

The [Secret Email System](#) is elite training from Matt Bacak who is an experienced millionaire email marketer. With this straight to the point training, you will discover how to set up your email marketing the correct way, so that you make the most profit from your "list" of subscribers. [Click here to get access to the Secret Email System](#)



Chapter 6 - The Best Way To Get Those Much Needed Credits

Automated Method:

The best method I use and that I can recommend for getting loads of safelist credits quickly is by using a program called [Viral Mailer Payday](#). It is a software that will automatically open emails from your inbox or folders in your safelist Gmail accounts. VMPD makes getting credits so easy. This system is really awesome and easy to use

[Click here to watch a video of How To Use Viral Mailer Payday For Loads of Credits](#)

If you value your time this would be a sensible investment because it costs only \$15.00 monthly, however you are on a really tight budget you can get started for free to see if it's right for you. You will not be disappointed.

Manual / Free Method

Your safelist marketing should become a daily routine if you want to reap positive results, by that I mean more traffic, more leads/subscribers and more sales.

You must be consistent. The more we do something the easier it becomes and we are able to complete it more efficiently and faster as well; using safelists is no different.

Before I show you my Seven Step Safelist Inbox Management Strategy, make sure you create a folder on your desktop or USB drive to hold swipe files. If you come across an email ad subject headline that you like or that you may want to use in your own safelist marketing just copy and paste it to the text document.

You should also create a folder in your "favorites" tab of your Firefox browser to save websites that you come across while reading emails that peak your interest. By bookmarking websites, you can read or take action with later.

First log into your main contact address inbox. (You will want to check your contact address first because most safelist networks let you earn 10 times or more credits from your contact address over your list address. So always check your emails in your contact address first.)

Second, once you have logged into your contact address locate the safelist labels that you need credits for to advertise your sites. (If you use [Traffic Zipper](#) or [Viral Mail Profits](#) you will automatically know which safelist sites you need credits for.) Once you open the filter, scan through the title headlines to see if any of them appeal to you and that you will want to use in your own marketing.

Third, copy and paste any of the headlines that you like to your swipe text file document.

Forth, just go through all the emails for that particular label, clicking on the credit link. When you have clicked on credit links of 10-20 websites, go through the tabs and view the websites, closing them as you go. Add the ones that interest you to your folder in the "favorites" tab, you can read these later and take relevant action.

You do not want to lose momentum by filling in too many forms from other member websites, focus on one thing at a time; and right now that focus is on gaining credits and clearing your inbox. Once you are done opening all the emails for that particular label delete all of the emails.

When you get some free time after you are done, you can go back to your "favorites" folder to further view those websites that were of interest to you and take whatever action you see fit whether it's subscribing for more info or making a purchase or deleting the site from your favorites. I stick to a \$20 rule, I do not buy anything being offered in safelists that costs more than \$20 on the front end.

Be fair to other safelist member sites, view their site because you do expect them to view yours. However, there are some sites for example long drawn-out sales pages or unrelated offers that just aren't worth wasting your time viewing. You have the edge on other safelists users because by reading this ebook you know what to and what not to promote in safelists.

Fifth, move to the next label that you may need credits for and do the same thing.

Sixth, if you don't need credits for any other safelist, it makes no sense reading emails, you will be wasting time. However, if you have extra time, it wouldn't hurt to use the time to build up credits for future use. If you don't need more credits, go to your inbox and scan all the titles to see if you like any to add to your swipe text file. After you have done that just delete everything else from your inbox.

Seventh, log into your "List" address. Just follow the same steps 1 through 6 mentioned above.

As you can see setting up [filters & labels](#) is a key factor in mastering the use of safelists and it will save you heaps of time when you need credits. So, make it your business to properly set up your [filters](#).

Overall, based on Automated Method and the Free Manual Method mentioned above, I think you would agree that using a software such as Viral Mailer Payday and Traffic Zipper is much faster and easier for safelists marketing. [Click here to get access to a free Traffic Zipper account.](#)

Important Inbox Management Tips:

1. If you need credits for your favorite safelist networks, you should consider upgrading so that when you read emails from the safelist company you will get more credits as opposed to the small number of credits you will earn as a free member. By doing this you can build up the number of credits you have 10 times faster.
2. For lengthy emails or emails that have a bunch of links, you can simply click Ctrl + "End" on your keyboard to take you to the end of the email directly to the credit link.
3. The fastest way to open emails and get credits is by using [Viral Mailer Payday](#). The free version allows you to quickly get credits from 25 mails per day. As a result it is highly recommended to upgrade so that you can easily get credits from an unlimited amount of emails every day.

If you don't want to upgrade in Viral Mailer Pay Day but you still need credits from multiple safelists. Here is what you can do to get through your emails faster: Shrink your page using "CTRL" and the minus (-) symbol. This will help you avoid doing too much scrolling, you want to make it very small but big enough for you to see the credit link. Open the very first email and click the credit link. Then hit the arrow for the next email to load, and do the same thing.

4. One thing you would want to watch when you are doing this method to get credits is that some safelist networks will require you to give a verification code for every 10 or 30 emails opened. This is simply an anti-cheat mechanism to ensure that you are actually viewing the ads and not using a software to do it. So, if you do not enter the verification code you will not be credited for opening the email. In the event that you have opened a bunch of email ads without entering a verification code, just click on one of the opened websites and enter the correct verification code and then click the refresh tab on the other opened websites, you should then receive the credits.

Click:
number five 2589

This is one of the main reasons why I advised you to only open 10-15 at a time and checking them. As you become more familiar with the various safelist companies you will know which ones require a verification code and which ones do not. Once you know which ones do not request you to enter a code you can run through more than 10-15 emails at a time. I sometimes open up to 30 at a time.

Chapter 7 – Killer Ad Writing Tactics To Increase Open Rates

What's the point of sending your ad through safelists if no one opens your email and click on the link to go to your website.

In this section I will show you **10 proven things you must do to ensure that your emails are opened and clicked**. In this section I will focus on the "Title / Subject" of your message, in the next section we will focus on the actual content of the email.

It's best to keep your headline as short as possible and ensure they are spicy and captivate the reader's attention.

If you have not already done so please download my bonus ebook "[The Best Headline Phrases](#)" that came with your purchase of the Safelist Marketing Formula for hundreds of headlines you can use in your email ads.

Tips For Writing Effective Headlines When Using Safelist Marketing

Having attention grabbing headlines will make a big difference in the amount of traffic that you get from safelists. There will be hundreds of emails daily in the inbox of the average safelist user.

Most users just scan through the emails to see if anything interest them before sending everything to the trash. As a result, your headline should grab their attention among the pile of emails they receive. Below you will find some tips to get your email noticed:

Tip #1: Make use of special characters. There will be hundreds of emails in the reader's inbox; but when you use characters like "underscore" or "arrows" in front of your ad title, it automatically makes yours stand out from the rest. Take a look at the example below and you can see that the ads with the arrow, the underscore and the special characters are more noticeable.

Example:

Discover My Proven Methods To Get Loads of FREE Traffic...
Discover My Proven Methods To Get Loads of FREE Traffic...
==>>> Discover My Proven Methods To Get Loads of FREE Traffic...
Discover My Proven Methods To Get Loads of FREE Traffic...
Discover My Proven Methods To Get Loads of FREE Traffic...
Discover My Proven Methods To Get Loads of FREE Traffic...
____Discover My Proven Methods To Get Loads of FREE Traffic...
Discover My Proven Methods To Get Loads of FREE Traffic...
Discover My Proven Methods To Get Loads of FREE Traffic...

Tip #2: Personalize the title with the person's name. Most of the better safelist offer a personalization feature that will automatically display the person's name to grab their attention. This feature is very important so do not upgrade in a safelist that doesn't have this feature available. People naturally notice their name, as a result their eyes will be drawn to your ad if it has their name in it.

For example, let's say your name is Peter, which of these is more noticeable to you:

Peter, Do You Need More Free Traffic? Then Read This...
Do You Need More Free Traffic? Then Read This...

Tip #3: Ask a question about a common problem or issue. A question in your ad title will more than likely cause the reader to seek an answer in their mind. If they are experiencing the same issue based on the question you have asked, chances are they will click on your ad to see what solution is being offered to the problem or question.

Examples:

_____ Do you need more free traffic? Then Read This...
====>>> Not Getting Enough Leads or Sign-ups? You Must See This...
====>>> Congratulations! Did you collect your free credits?

Tip #4: Use the word: **FREE** in your title. Most safelist users are looking for free or low-cost methods of improving their business. The word FREE usually always works. If you have something free to offer, make certain that you highlight it in your ad.

Example:

====>>> Need FREE Traffic? This FREE Report Reveals All...

Tip #5: Use power words and phrases. Using words such as "**Discover**" or "**How To**" at the beginning of your ad title gets the reader in the mind frame that they can learn something new or uncover a secret formula. Everyone wants to learn how to better their business.

Examples:

====>>> Discover My Proven Methods To Get Loads of FREE Traffic...
_____ Here's How To Get 10,000 Free Visitors To Your Website

Tip #6: Do not exaggerate income figures or give misleading and bogus information. For example: "Make \$300,000 a month doing nothing." The reader will skim past your ad and if they were to take a look at your headline, they more than likely will look at it as a scam and not bother to open it. If you want to use number figures, it's best to use exact amounts, the click through rate will be far better.

Examples:

_____ Make \$2,387.00 Monthly Using This Safelist Marketing Strategy
_____ Get 15 Fresh Targeted Leads To Your Biz Daily With This System
=====>>> Get 7 Sign-ups Daily Using This Secret Method

Tip #7: Use scarcity. Simply let your reader know that your special offer is "time sensitive" or for a "limited time only" or that you may soon end the promotion without notice. If your offer is good, chances are they will join. People hate to miss out on a good offer.

Examples:

_____ ALL Safelist Users, You Must Read This By Wednesday
=====>>> Limited Time Offer: Secrets To Getting Loads of Safelist Traffic Revealed!
_____ get your FREE traffic now before this offer ends _____

Tip #8: Mention the words "Important" or "Breakthrough News" or "Attention" or "Congratulations". People like the idea of being the first to get in on a new product that is going to advance their internet marketing business.

Examples:

_____ ATTENTION: Get More Leads & Sales With This Amazing Opportunity...
=====>>> Brand New Safelist Marketing Strategies Just Released. Get It Here...

Tip #9: Give authoritative commands.

Examples:

_____ Don't Join Another Safelist Before You Read This!
=====>>> STOP Making These Dangerous Mistakes With FREE Traffic
_____ You Must Use this New Safelist Marketing Software or you will fail....

Tip #10: Mention key benefits of your opportunity that you are promoting. Let the reader know what is in it for them. Whether it's getting more traffic, leads, or a new strategy to grow their downline or business.

Example:

_____ Peter, Get 10 New Sign-ups In Your Live-Good Biz With This...
=====>>> Proven System To Increase Traffic, Leads, Sign-ups & Income. IT WORKS!

Chapter 8 - The Right Content To Put In Your Email

When using safelists, the content of your email is not as important as the headline and the landing page of your ad. The headline is the most important because if it is not enticing no one will open your email to even read the contents, much less get to your landing page to see your offer.

Your landing page is important because it determines whether the person just remains on it until the clock expires to receive the credit or whether they fill out the opt-in form to join your list.

The reality is that once the reader opens your email, most users will not even bother to read the contents, their main focus is on finding the credit link to receive their credits. So don't concern yourself too much about writing the perfect content.

Just have enticing headlines that cause them to click and eye-catching landing pages that cause them to take action. Make the contents of the email as short and sweet as possible; about 5 lines is sufficient. *Note:* Be mindful that some safelists may not allow you to put links in your ad copy; as a result adjust your email ad accordingly.

----- Example 1 -----

Headline:

====>>> Proven System To Increase Traffic, Leads, Sign-ups & Income. IT WORKS!

Contents:

Hello,

If you are sick and tired of not getting enough Traffic, Zero Leads and No Sales from your safelist marketing then, this will be the most important email you ever read...

This amazing offer will solve those problems for you. Click here to check it out:

www.YourLandingPage.com

Don't waste another minute. Check it out now!

Your partner in success,

Phil Davis (*Your name*)

<https://www.BestTrafficMethods.com> (*If you have a main business website other than the link you are promoting you can put the link here*)

----- Example 2 -----

Headline:

Hi Peter, you just received a \$6.44 Paypal payment...

Contents:

Hello,

Those are the type messages I get in my inbox at least 5 times daily.

How?

By getting free traffic from safelist marketing.

Do you want more leads, traffic, and sales too?

Then click here for my free ebook on Safelist Marketing:

<http://www.FreeSafelistTraining.com>

Do not let this opportunity pass you by.

Go to the link and submit your information so I can send you more info.

To your success,

Phil Davis

<https://www.BestTrafficMethods.com>

NOTE:

* The content matches the subject/headline of the email. Don't have a headline that is totally unrelated to the content of the email or the landing page.

* It gives another opportunity to show your link. Put the link you are promoting inside the body of your email, also put your main website address in your signature; it gives you extra exposure because sometimes readers accidentally or intentionally click on links inside the email. Also, some users may open the email after the time to earn credits has expired; however, if your link is in the body of the email, the user can still visit your website if they are interested in your offer.

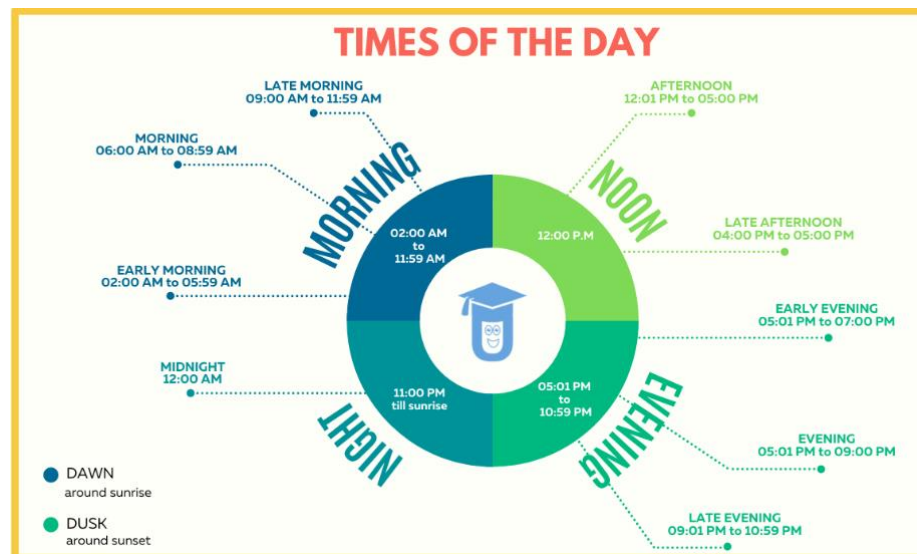
* It mentions your name to brand yourself. Get your name out there to increase credibility and to become known. If they see your name over and over, chances are they will stop to check out what it is that you are so persistent about.

Chapter 9 - The Best Days & Times To Send Your Messages

Being consistent and posting every time it's available will give you results. You will get better results on some days than you do on others but it is very important that you remain consistent. If you try it for a few days, a week or a month and then quit, you will not see any worthwhile results. Set a schedule for posting and reading ads/earning credits and then stick to it.

If you don't have money to upgrade in any of the credit-based safelists, I suggest that you spend at least an hour per day earning credits for your future mailings. Better yet, commit as much time as you can to get faster results.

There is no such thing as "over-sending emails" because you need to get your ads in front of as much people as possible and on a regular basis. The more often you send your emails, the more opportunities you have to get your emails seen and opened.



My Results:

From my tracking results over the years, I have proven that the majority of my safelist email ads are viewed between 6:30am - 8am and then from 11:00am - 2:00pm and also between 7:00pm to 10pm. However, I wish to mention that emails are open throughout the day, so it is good to post whenever you can. But I get best results sending within those time frames.

The best days for me are Tuesdays, Wednesdays, Thursdays and Sunday afternoon. Don't waste your credits by sending emails during holidays because they usually don't get read.

Chapter 10 – Overlooked & Forgotten Safelist Traffic Source

Most safelist users do not take advantage of additional bonus features offered as part of their safelist membership. In fact, many of them do not even know that these features exist. I'm talking about free banner and text link advertising.

Most of the major safelist award you with free text and banner impressions just for joining or as additional bonus points. To access these tools just log into your account then check the members area and upload your banner or text message with link URL of the site you want to promote. Your banner will then be displayed to other members once it is approved which is usually under an hour.

You will not get a truckload of traffic from banners or text impressions but remember that every click to your site is a possible lead or sale. Therefore, take advantage of it.

Banner Advertising

Banner advertising has become an uphill climb because of something called "banner-blindness"; people using the internet come across so many banners while surfing the internet that they have become almost blind to banners and hardly notice them. However, if you can create eye-catching banners, you can still get some extra clicks which equates to extra traffic, possible leads and sales.

I have found that banners that have more text than graphics outperform graphic banners. I also discovered that banners that appear amateurish outperform banners that look too professional.

The key to get people to click on your banner is to have an enticing headline or a shocking graphic. Also, you must put a call to action such as "Click Here" somewhere on your banner to increase the Click Thru Rate; the reality is that some people need to be told what to do.

The banners below are some of my banners I promote in various safelists. I created each of them in under 10 minutes using a free banner creator.



You can create your own banners using [Canva.com](https://www.canva.com) or [Fotor.com](https://www.fotor.com). I am a member of both platforms and have found them to be the best free banner creation program. They have lots of features to create banners quickly and easily.



If you do not want to create your own banner, you can use services like Fiverr.com to have banners created for only \$5. When having your banner created make sure let the graphic designer know that you do not want corporate / professional style banners, you want amateur style banners.



Banners can be a great way to brand yourself also, especially if you have your own ebook or program. Simply create a banner with your photo and a short text message linking to your squeeze page.

Text Link Advertising

Text links are really short so you will have to be creative with your choice of words to get people to click on your link. On average, the maximum amount of characters allowed is 25. Examples of some of my text ads:

[FREE TRAFFIC: Click Here](#)

[10 WEIRD TIPS TO GET LEADS](#)

You have nothing to lose by taking time to utilize these free bonus features as part of your safelist membership. Every click on your ad can possibly become a new valuable subscriber to your list who eventually makes purchases from your affiliate links. So, take full advantage of the free Banner & Text advertising features.

Chapter 11 - Making Money From Safelist Marketing

You will not get rich from safelists. Let's get that one thing out of the way.

But you can make money from safelist. How? Two ways:

(1) Promoting Products to Your List.

As I mentioned before, do not try to sell anything directly on the front end of a safelist. Instead build your list and gradually introduce products to them. I do not start promoting anything directly to my list until my 7th email to them.

My first two emails are basically just trying to build a relationship. I give them access to the information or free offer they requested by joining my list. I also them information about who I am and my internet marketing journey, just to let them know that I am a real person who has made internet marketing work and to inspire them to do the same.

In my 3rd, 4th and 6th email I give tips on whatever topic that the list is about. If it is a list to traffic subscribers, I give free tips about getting traffic to their site.

My 5th email is usually just a hello, how are you doing type email. It encourages them to interact with me and let them know that I am concern about helping them grow their business, in this email I give them all of my contact information and ask them to hit me up if they have any questions or concerns. It takes a more personal approach.

In my 7th email I usually introduce them to a low-cost product under \$20. Depending on the results I get I directly promote it about 3 times. In between emails I offer emails about more traffic building tips completely free and tie it in with the product I am promoting.

*I said I do not promote "directly" during these first set of emails but I always include a **P.S.** at the end of each email with a note such as:*

P.S. ["Click Here To Get My #1 Recommended Product To Increase Your Traffic"](#)

Remember that the majority of safelist users are internet marketers, traffic seekers and opportunity seekers. So, promote products and service along those lines.

Promote only good quality products that you would use yourself (it's always even better to promote products that you have already used).

WarriorPlus.com, JVZoo.com and Clickbank.com are my preferred places to get profitable affiliate programs to promote.

Tip to increase income from your list

When using safelists, the goal should always be to build an email list. As I stated earlier you will need a marketing funnel to build an email list. A marketing funnel has a lead-capture page also known as a squeeze page, a Thank You page or landing page where the subscriber goes after they entered their email address into the form on your lead capture page.

From there, the autoresponder of your marketing funnel automatically kicks in and starts sending a series of emails based on your preferences. **Leads Leap** offers a complete high-converting marketing system completely FREE, [click here](#) to join.

To increase sales from your email list, follow the method used by big name companies such as **Amazon, Walmart**, etc. For instance, when you go to Amazon to view or purchase a product, they always show you other offers with title such as: *“Frequently Bought Together”* or *“Customers who bought this product also bought XYZ”*.

You are going to do the same thing. On the “Thank You Page” of your funnel where the subscriber goes to download whatever free ebook or lead magnet you are offering, below the download button or access button, include the following words with a link:

“Subscribers who downloaded NAME OF YOUR FREE OFFER, also bought/signed up to XYZ BUSINESS OR PAID PROGRAM”. **I am telling you this little tip works!**

If you want to learn even more email marketing secret tips & strategies, [click here](#).

(2) Commissions From Your Downline Upgrade or Make Purchases

You should also be promoting your downline builder like your [List Hoopla](#) and [Affiliate Funnel](#) links to your subscribers. This will grow your downline in the various safelists.

Subsequently, you will get paid commissions on all purchases they make and residual income if they decide to upgrade.

Therefore, grow your list, promote affiliate products and downline builders and reap the rewards. I made \$1,187.00 in sales from one email blast to my list of safelist subscribers promoting a \$15 payout affiliate product.

I'm telling you it can be done but you have to stick with it, be patient and consistent at building your list.

Chapter 12 – Automation Software Programs

Once upon a time, you had to log into all of your safelist accounts separately to send an email or manually sift through hundreds of emails to earn a few credits to mail your offer. This would be a very time-consuming process yielding minimal results.

You also had to create and store text files with your different subject lines and email messages on your computer. You would then have to copy and paste any of these messages you wanted to use into the safelist credit mailer just to send an email. You then had to keep track of how much credits you used and how many you had left.

That used to be a lot of hard work, time consuming and was a complete turn off from using safelists. Automation programs such as [Traffic Zipper](#) and Viral Mailer Payday were created to eliminate all of that. Yes, I am aware that I mentioned these two software programs earlier in this ebook. However, they are really beneficial if you intend to use safelist marketing to generate traffic, leads and sales. Try them out for yourself; they both offer a free version before you upgrade. You will thank me later 😊

Traffic Zipper

[Traffic Zipper](#) is a mailer program that allows you to organize all of your safelist mailers from one central place. You can store subject titles and messages. It also lets you know when you are able to send out mail from each of your safelist programs. You can use it to automatically cut and paste emails and subject lines; it also keeps record of how many credits you have used and how much you have remaining.

Traffic Zipper also has a built-in tracker to track the Click-Through-Rate (CTR) of your sent email ads. Traffic Zipper has a free version and also a paid automated version which can literally cut your mailing time by up to 50%. [Click here to use Traffic Zipper to Get an Insane Amount of Traffic Easily in Just Minutes.](#)

Viral Mailer Pay Day (VMPD)

The best method I use and that I can recommend for getting loads of credits quickly is Viral Mailer Payday. It automatically opens emails from your inbox or folders in your safelist Gmail accounts. Viral Mailer Pay Day makes getting thousands of credits so easy and far less time consuming. This program is really awesome and easy to use. [Click here to create a Viral Mailer Payday account](#) to **Earn Credits 3500% Faster.**

Whether you decide to use automation tools or the time-consuming manual method in your safelist marketing strategy, "YOU MUST TAKE DAILY CONSISTENT ACTION!"

Conclusion

You have made it this far and I thank you for sticking with me. But nothing will come out of this report if you don't take action.

Safelist marketing is a viable form of free traffic to get leads and sales. It takes patience and persistence because some days will be better than others. Once you stick to your goals and implement the strategies as outlined in this ebook then you will experience success. The formula in this book is not some pie-in-the-sky method; this is a proven method that I have used and continue to use. Your success will be determined by your desire, motivation and persistence.

The Right Formula + Action = Money

I am always looking for more ways to get traffic to my websites, both free and paid. Safelist Marketing, Classified Ad Marketing, Traffic Exchanges and other forms of free traffic are good if you are on a limited budget or to test ads. However, at some point you should aim to include paid forms of traffic into your overall marketing arsenal.

Paid forms of traffic are more instant and with bigger payouts. Do not get me wrong, I support using safelists; however, do not let it be your only source of traffic. Consider using the money that you make from your safelist marketing to reinvest into paid forms of traffic such as one of my [Fast Traffic Generation System](#).

I have literally given you a formula that you can easily follow and tap into unlimited free safelist traffic. Once you include [the right marketing funnel](#), you can easily make some extra money; it won't be a six-figure income but it will be enough to pay off some bills or take a vacation.

I created this ebook to help you avoid wasting precious time trying to figure out how to have success with your safelist marketing. The information in this ebook will save you hours of time and save you from making big mistakes. Time is something that you can NEVER get back. So, learn from what I have written here to help you during your safelist marketing journey.

This is what I would love for you to do, in order to maximize your chances for success:

- Commit exclusively to Safelist Marketing Formula methods for 60 days.
- Make a conscious effort to limit wasting time on Facebook and social media.
- Keep a running to-do list on your desktop, with REALISTIC short-term goals.
- Work to cross one item off of that list every day, no matter how small.
- DO NOT GIVE UP!

If things ever seem hard, or you get frustrated, just remember that you are not alone. Please email me and let me know how I may assist you. I really want you to succeed.

If you enjoyed this report, please email your comments, testimonials or questions to me at: besttrafficmethods@gmail.com

All the best to you,

Phil Davis

BestTrafficMethods.com



**Get Access To The EXACT Step-By-Step Blueprint I've Been
Secretly Using To Pocket Up To \$550 In DAILY Online Commissions...**

[Click Here](#)